




FFT Upper Quartile Maintenance	FFT Base Line Score APRIL	MAY	JUNE	JULY	AUG	SEPT	OCT	NOV	DEC	JAN	FEB	MAR
Robert Jones and Agnes Hunt Orthopaedic	94	89	88	91								
Sherwood Forest Hospitals NHS FT	95	83	89	88								
Papworth NHS FT	88	78	86	85								
West Suffolk NHS FT	81	84	87	85								
The Princess Alexandra Hospital NHS Trust	94	83	87	83								
South Warwickshire NHS FT	No result	68	65	79								
The Royal Orthopaedic Hospital NHS Foundation Trust	76	77	80	79								
Colchester Hospital University NHS FT	76	76	77	78								
Hinchingbrooke Health Care NHS Trust	93	88	77	78								
James Paget University Hospitals NHS FT	No result	50	70	77								
Worcestershire Acute Hospitals NHS Trust	71	77	75	77								
The Royal Wolverhampton Hospitals NHS Trust	69	72	71	75								
Birmingham Children's Hospital NHS FT	52	63	81	73								
Burton Hospitals NHS FT	71	73	75	73								
The Dudley Group Of Hospitals NHS FT	52	77	76	73								
University Hospital Of North Staffordshire NHS Trust	54	66	75	73								
Ipswich Hospital NHS Trust	80	72	72	72								
East & North Hertfordshire NHS Trust	80	75	76	71								
Northampton General Hospital NHS Trust	-30	-34	0	70								
Norfolk & Norwich University Hospitals NHS FT	63	65	66	67								
Shrewsbury & Telford Hospital NHS Trust	63	66	66	67								
United Lincolnshire Hospitals NHS Trust	0	No result	No result	67								
Walsall Healthcare NHS Trust	66	66	69	66								
Birmingham Women's NHS Foundation Trust	64	65	52	64								
Nottingham University Hospitals NHS Trust	50	55	59	64								
Southend University Hospital NHS FT	45	68	69	64								
Basildon & Thurrock University Hospitals NHS FT	59	66	63	63								
Kettering General Hospital NHS FT	52	64	68	63								
Mid Essex Hospital Services NHS Trust	61	56	59	63								
University Hospitals Birmingham NHS FT	61	53	62	63								
Wye Valley NHS Trust	52	49	65	63								
Derby Hospitals NHS FT	69	60	52	62								
West Hertfordshire Hospitals NHS Trust	50	43	58	62								
Milton Keynes Hospital NHS FT	47	48	46	60								
Mid Staffordshire NHS FT	41	56	53	59								
Sandwell & West Birmingham Hospitals NHS Trust	55	57	58	58								
Luton & Dunstable Hospital NHS FT	36	27	64	57								
Chesterfield Royal Hospital NHS FT	31	35	58	55								
The Queen Elizabeth Hospital, King's Lynn. NHS FT	No result	71	81	55								
Bedford Hospital NHS Trust	50	53	61	54								
University Hospitals Of Leicester NHS Trust	51	51	53	54								
George Eliot Hospital NHS Trust	47	52	47	53								
Heart Of England NHS FT	No result	-30	56	51								
Cambridge University Hospitals NHS FT	41	41	42	50								
University Hospitals Coventry & Warwickshire NHS Trust	44	44	44	50								
Peterborough & Stamford Hospitals NHS FT	67	57	53	48								

KEY	
	78 Upper Quartile Result (equal to or greater than 71)
	88 Upper Quartile Maintained (equal to or greater than 71)
	45 Below Upper Quartile Threshold

July Headlines

- 18 Trusts in Upper Quartile
- 2 New Trusts in Upper Quartile
- 1 Trusts lost Upper Quartile Status
- 23 Trusts with increased scores
- 21 Trusts with reduced scores
- 38 Trusts equal or above Base Line Score