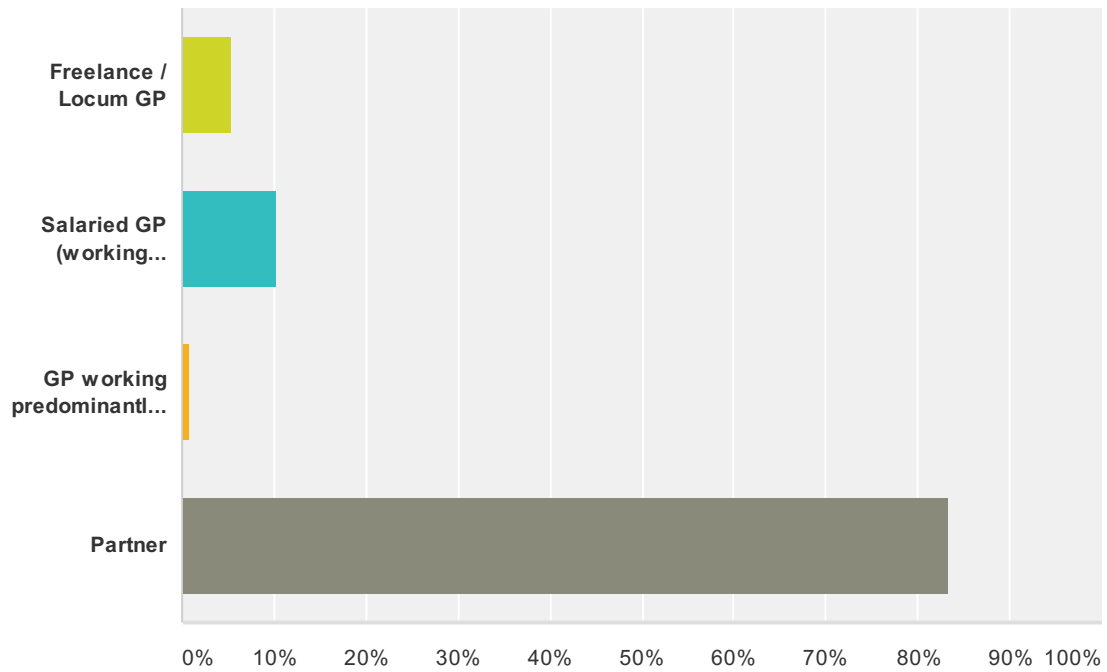


# CCGs One Year On

## Q1 Are you a:

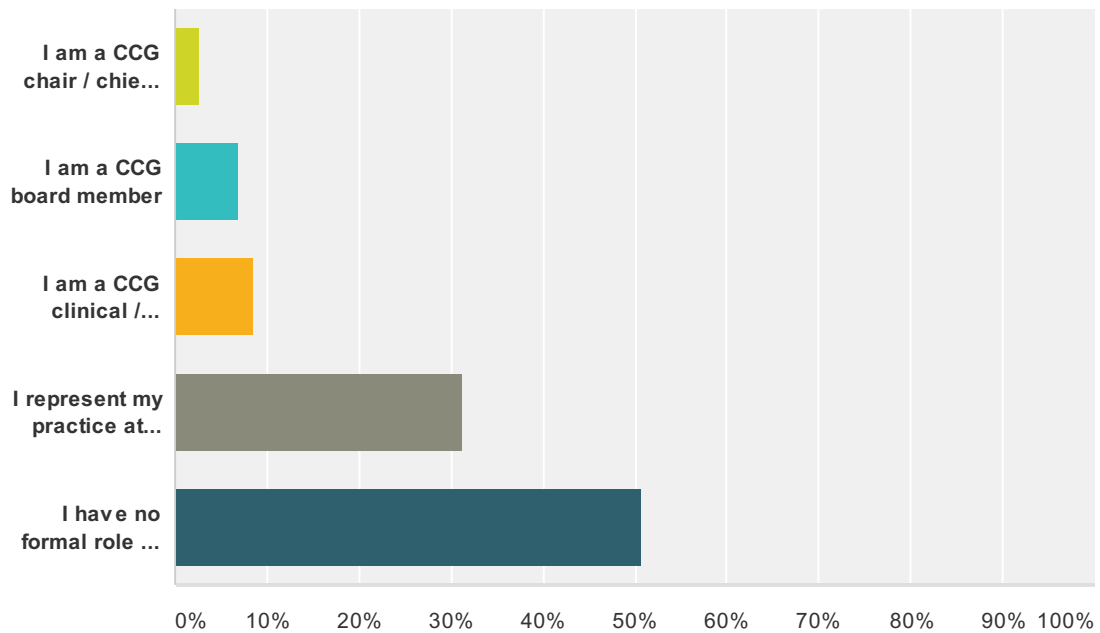
Answered: 1,393 Skipped: 0



Answer Choices	Responses	
Freelance / Locum GP	5.53%	77
Salaried GP (working predominantly in-hours)	10.19%	142
GP working predominantly for an out of hours organisation	0.93%	13
Partner	83.35%	1,161
<b>Total</b>		<b>1,393</b>

## Q2 With which of the following statements would you agree?

Answered: 1,393 Skipped: 0



Answer Choices	Responses	
I am a CCG chair / chief officer	2.66%	37
I am a CCG board member	6.82%	95
I am a CCG clinical / project lead	8.61%	120
I represent my practice at some CCG meetings	31.23%	435
I have no formal role in my CCG	50.68%	706
<b>Total</b>		<b>1,393</b>

## Q3 Which CCG do you belong to?

Answered: 1,313 Skipped: 80

Answer Choices	Responses	
NHS Birmingham Crosscity CCG	4.72%	62
NHS Vale Of York CCG	3.73%	49
NHS Bradford Districts CCG	3.12%	41
NHS Airedale, Wharfedale And Craven CCG	2.74%	36
NHS North Tyneside CCG	2.59%	34
NHS Birmingham South And Central CCG	1.83%	24
NHS Sunderland CCG	1.83%	24
NHS Brighton And Hove CCG	1.75%	23
NHS Gateshead CCG	1.75%	23
NHS Harrogate And Rural District CCG	1.75%	23
NHS Nene CCG	1.75%	23
NHS Solihull CCG	1.68%	22
NHS Scarborough And Ryedale CCG	1.60%	21
NHS Coastal West Sussex CCG	1.45%	19
NHS Durham Dales, Easington And Sedgefield CCG	1.45%	19
NHS Wakefield CCG	1.45%	19
NHS Eastern Cheshire CCG	1.37%	18
NHS Hambleton, Richmondshire And Whitby CCG	1.37%	18
NHS Newcastle North And East CCG	1.37%	18
NHS Salford CCG	1.37%	18
NHS Cumbria CCG	1.29%	17
NHS Sandwell And West Birmingham CCG	1.29%	17
NHS Trafford CCG	1.29%	17
NHS Dorset CCG	1.22%	16
NHS Newcastle West CCG	1.22%	16
NHS North Durham CCG	1.22%	16
NHS Oxfordshire CCG	1.22%	16
NHS Hastings And Rother CCG	1.14%	15
NHS Havering CCG	1.14%	15
NHS West Cheshire CCG	1.14%	15

## CCGs One Year On

NHS Bolton CCG	<b>1.07%</b>	14
NHS South Tyneside CCG	<b>1.07%</b>	14
NHS Cambridgeshire And Peterborough CCG	<b>0.99%</b>	13
NHS Barking And Dagenham CCG	<b>0.91%</b>	12
NHS Southern Derbyshire CCG	<b>0.91%</b>	12
NHS Southport And Formby CCG	<b>0.76%</b>	10
NHS Tower Hamlets CCG	<b>0.76%</b>	10
NHS Horsham And Mid Sussex CCG	<b>0.69%</b>	9
NHS Bradford City CCG	<b>0.61%</b>	8
NHS Bristol CCG	<b>0.61%</b>	8
NHS Coventry And Rugby CCG	<b>0.61%</b>	8
NHS Darlington CCG	<b>0.61%</b>	8
NHS Eastbourne, Hailsham And Seaford CCG	<b>0.61%</b>	8
NHS Gloucestershire CCG	<b>0.61%</b>	8
NHS Shropshire CCG	<b>0.61%</b>	8
NHS South Cheshire CCG	<b>0.61%</b>	8
NHS Stoke On Trent CCG	<b>0.61%</b>	8
NHS Crawley CCG	<b>0.53%</b>	7
NHS Enfield CCG	<b>0.53%</b>	7
NHS Hounslow CCG	<b>0.53%</b>	7
NHS Northern, Eastern And Western Devon CCG	<b>0.53%</b>	7
NHS South Lincolnshire CCG	<b>0.53%</b>	7
NHS West Hampshire CCG	<b>0.53%</b>	7
NHS Wirral CCG	<b>0.53%</b>	7
NHS Chiltern CCG	<b>0.46%</b>	6
NHS Herefordshire CCG	<b>0.46%</b>	6
NHS Herts Valleys CCG	<b>0.46%</b>	6
NHS Lambeth CCG	<b>0.46%</b>	6
NHS Liverpool CCG	<b>0.46%</b>	6
NHS North Derbyshire CCG	<b>0.46%</b>	6
NHS North Staffordshire CCG	<b>0.46%</b>	6
NHS Sheffield CCG	<b>0.46%</b>	6
NHS South Devon And Torbay CCG	<b>0.46%</b>	6
NHS South Sefton CCG	<b>0.46%</b>	6

## CCGs One Year On

NHS St Helens CCG	0.46%	6
NHS Vale Royal CCG	0.46%	6
NHS Warwickshire North CCG	0.46%	6
NHS Basildon And Brentwood CCG	0.38%	5
NHS Bedfordshire CCG	0.38%	5
NHS Ealing CCG	0.38%	5
NHS Fareham And Gosport CCG	0.38%	5
NHS Hillingdon CCG	0.38%	5
NHS Kernow CCG	0.38%	5
NHS Lancashire North CCG	0.38%	5
NHS Leeds North CCG	0.38%	5
NHS Telford And Wrekin CCG	0.38%	5
NHS Wandsworth CCG	0.38%	5
NHS West Kent CCG	0.38%	5
NHS Wyre Forest CCG	0.38%	5
NHS Bath And North East Somerset CCG	0.30%	4
NHS Bromley CCG	0.30%	4
NHS Camden CCG	0.30%	4
NHS Chorley And South Ribble CCG	0.30%	4
NHS East Lancashire CCG	0.30%	4
NHS East Riding Of Yorkshire CCG	0.30%	4
NHS Hammersmith And Fulham CCG	0.30%	4
NHS High Weald Lewes Havens CCG	0.30%	4
NHS Newham CCG	0.30%	4
NHS North Hampshire CCG	0.30%	4
NHS Somerset CCG	0.30%	4
NHS South Norfolk CCG	0.30%	4
NHS South Worcestershire CCG	0.30%	4
NHS Southampton CCG	0.30%	4
NHS Surrey Downs CCG	0.30%	4
NHS Sutton CCG	0.30%	4
NHS Wiltshire CCG	0.30%	4
NHS Aylesbury Vale CCG	0.23%	3
NHS Blackpool CCG	0.23%	3

## CCGs One Year On

NHS Bury CCG	0.23%	3
NHS Central London (Westminster) CCG	0.23%	3
NHS Corby CCG	0.23%	3
NHS Dudley CCG	0.23%	3
NHS Harrow CCG	0.23%	3
NHS Heywood, Middleton And Rochdale CCG	0.23%	3
NHS Islington CCG	0.23%	3
NHS Leeds South And East CCG	0.23%	3
NHS Leeds West CCG	0.23%	3
NHS Luton CCG	0.23%	3
NHS Mid Essex CCG	0.23%	3
NHS North East Essex CCG	0.23%	3
NHS North Kirklees CCG	0.23%	3
NHS North Somerset CCG	0.23%	3
NHS Nottingham City CCG	0.23%	3
NHS Nottingham West CCG	0.23%	3
NHS South Eastern Hampshire CCG	0.23%	3
NHS South Kent Coast CCG	0.23%	3
NHS South Warwickshire CCG	0.23%	3
NHS Stockport CCG	0.23%	3
NHS Surrey Heath CCG	0.23%	3
NHS West Essex CCG	0.23%	3
NHS West Suffolk CCG	0.23%	3
NHS Windsor, Ascot And Maidenhead CCG	0.23%	3
NHS Wolverhampton CCG	0.23%	3
NHS Ashford CCG	0.15%	2
NHS Barnet CCG	0.15%	2
NHS Bamsley CCG	0.15%	2
NHS Bexley CCG	0.15%	2
NHS Bracknell And Ascot CCG	0.15%	2
NHS Canterbury And Coastal CCG	0.15%	2
NHS Castle Point And Rochford CCG	0.15%	2
NHS Central Manchester CCG	0.15%	2
NHS City And Hackney CCG	0.15%	2

## CCGs One Year On

NHS East And North Hertfordshire CCG	0.15%	2
NHS East Surrey CCG	0.15%	2
NHS Erewash CCG	0.15%	2
NHS Fylde & Wyre CCG	0.15%	2
NHS Great Yarmouth And Waveney CCG	0.15%	2
NHS Greater Huddersfield CCG	0.15%	2
NHS Greater Preston CCG	0.15%	2
NHS Guildford And Waverley CCG	0.15%	2
NHS Haringey CCG	0.15%	2
NHS Hartlepool And Stockton-On-Tees CCG	0.15%	2
NHS Lincolnshire East CCG	0.15%	2
NHS Mansfield And Ashfield CCG	0.15%	2
NHS Merton CCG	0.15%	2
NHS Milton Keynes CCG	0.15%	2
NHS North East Hampshire And Farnham CCG	0.15%	2
NHS North East Lincolnshire CCG	0.15%	2
NHS North West Surrey CCG	0.15%	2
NHS Northumberland CCG	0.15%	2
NHS Nottingham North And East CCG	0.15%	2
NHS Oldham CCG	0.15%	2
NHS Redbridge CCG	0.15%	2
NHS Redditch And Bromsgrove CCG	0.15%	2
NHS Richmond CCG	0.15%	2
NHS South East Staffordshire And Seisdon Peninsula CCG	0.15%	2
NHS South Manchester CCG	0.15%	2
NHS South Tees CCG	0.15%	2
NHS South West Lincolnshire CCG	0.15%	2
NHS Southwark CCG	0.15%	2
NHS Walsall CCG	0.15%	2
NHS Warrington CCG	0.15%	2
NHS West London (K&C & Qpp) CCG	0.15%	2
NHS West Norfolk CCG	0.15%	2
NHS Wigan Borough CCG	0.15%	2
NHS Wokingham CCG	0.15%	2

## CCGs One Year On

NHS Bassetlaw CCG	0.08%	1
NHS Blackburn With Darwen CCG	0.08%	1
NHS Calderdale CCG	0.08%	1
NHS Cannock Chase CCG	0.08%	1
NHS Doncaster CCG	0.08%	1
NHS East Staffordshire CCG	0.08%	1
NHS Halton CCG	0.08%	1
NHS Hull CCG	0.08%	1
NHS Isle Of Wight CCG	0.08%	1
NHS Leicester City CCG	0.08%	1
NHS Lewisham CCG	0.08%	1
NHS Lincolnshire West CCG	0.08%	1
NHS Newark & Sherwood CCG	0.08%	1
NHS Newbury And District CCG	0.08%	1
NHS North & West Reading CCG	0.08%	1
NHS North Lincolnshire CCG	0.08%	1
NHS North Norfolk CCG	0.08%	1
NHS Norwich CCG	0.08%	1
NHS Portsmouth CCG	0.08%	1
NHS Rotherham CCG	0.08%	1
NHS Rushcliffe CCG	0.08%	1
NHS Slough CCG	0.08%	1
NHS South Gloucestershire CCG	0.08%	1
NHS South Reading CCG	0.08%	1
NHS Southend CCG	0.08%	1
NHS Swale CCG	0.08%	1
NHS Swindon CCG	0.08%	1
NHS Tameside And Glossop CCG	0.08%	1
NHS Thanet CCG	0.08%	1
NHS Waltham Forest CCG	0.08%	1
NHS West Lancashire CCG	0.08%	1
NHS Brent CCG	0.00%	0
NHS Croydon CCG	0.00%	0

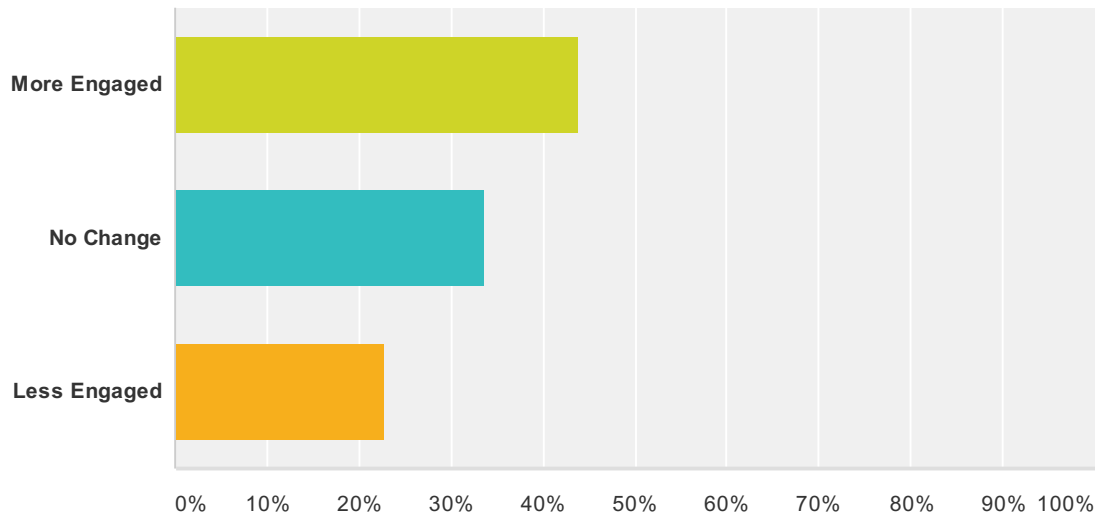


## CCGs One Year On

NHS Dartford, Gravesham And Swanley CCG	0.00%	0
NHS East Leicestershire And Rutland CCG	0.00%	0
NHS Greenwich CCG	0.00%	0
NHS Hardwick CCG	0.00%	0
NHS Ipswich And East Suffolk CCG	0.00%	0
NHS Kingston CCG	0.00%	0
NHS Knowsley CCG	0.00%	0
NHS Medway CCG	0.00%	0
NHS North Manchester CCG	0.00%	0
NHS Stafford And Surrounds CCG	0.00%	0
NHS Thurrock CCG	0.00%	0
NHS West Leicestershire CCG	0.00%	0
<b>Total</b>		<b>1,313</b>

## Q4 How engaged or involved do you feel with your CCG compared to your predecessor primary care trust (PCT)?

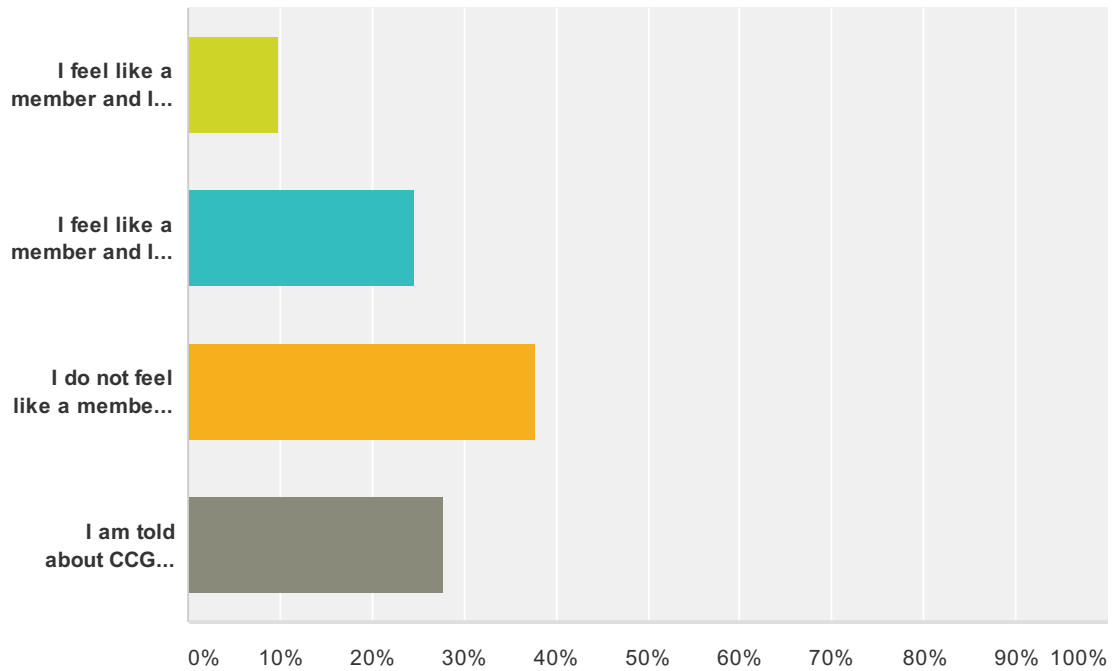
Answered: 1,313 Skipped: 80



Answer Choices	Responses	
More Engaged	43.79%	575
No Change	33.51%	440
Less Engaged	22.70%	298
<b>Total</b>		<b>1,313</b>

**Q5 CCGs are membership organisations.  
Which of the following sentences best  
describes your views:**

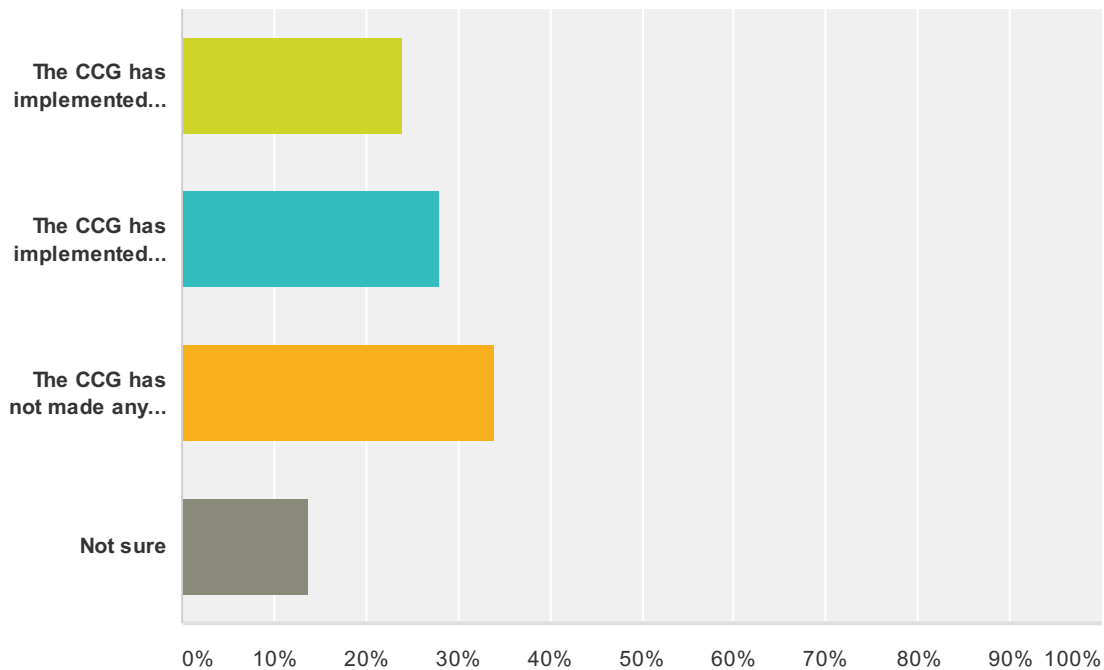
Answered: 1,270 Skipped: 123



Answer Choices	Responses	
I feel like a member and I can significantly influence CCG policies and strategy	9.84%	125
I feel like a member and I have some influence on CCG policies and strategy	24.57%	312
I do not feel like a member and have little influence on CCG policies and strategy	37.80%	480
I am told about CCG policies rather than able to contribute views	27.80%	353
<b>Total</b>		<b>1,270</b>

## Q6 How is being a member of the CCG impacting on your clinical work as a GP?

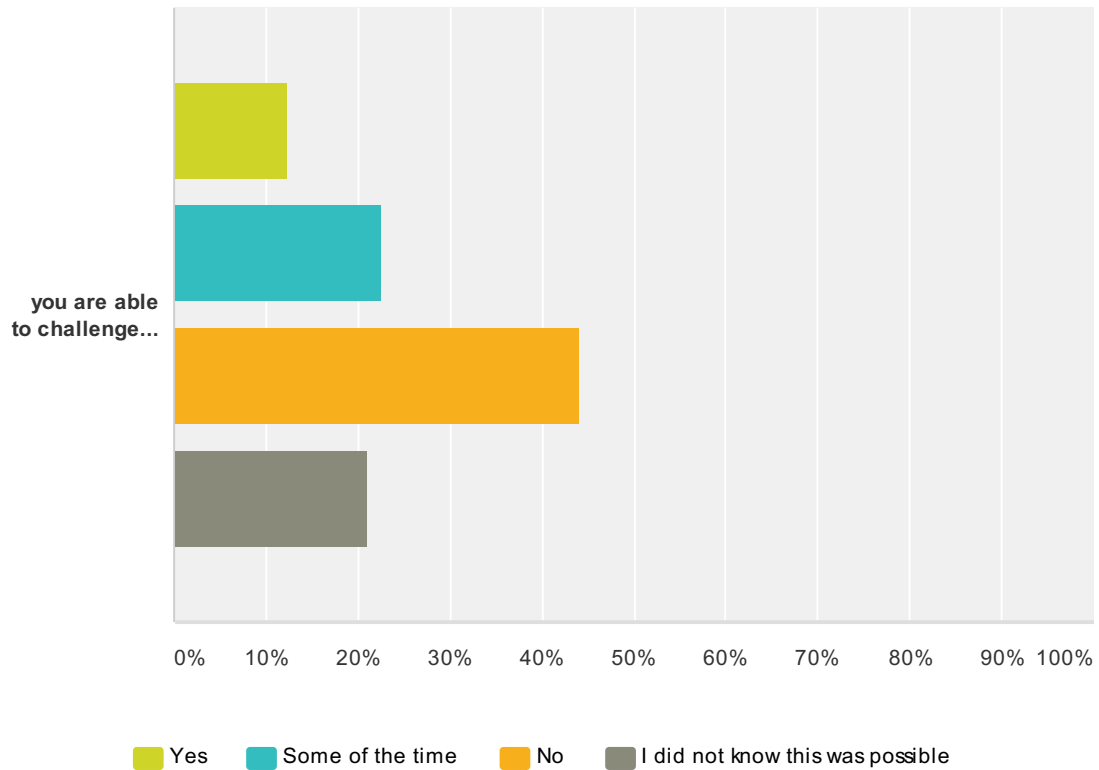
Answered: 1,270 Skipped: 123



Answer Choices	Responses	
The CCG has implemented policies that have supported my clinical work with patients	24.02%	305
The CCG has implemented policies that have adversely affected my ability to care for my patients	28.03%	356
The CCG has not made any significant difference to how I carry out my clinical work with patients	34.09%	433
Not sure	13.86%	176
<b>Total</b>		<b>1,270</b>

## Q7 Constitutionally, members have the power to hold a CCG Board accountable for its decisions. Do you feel:

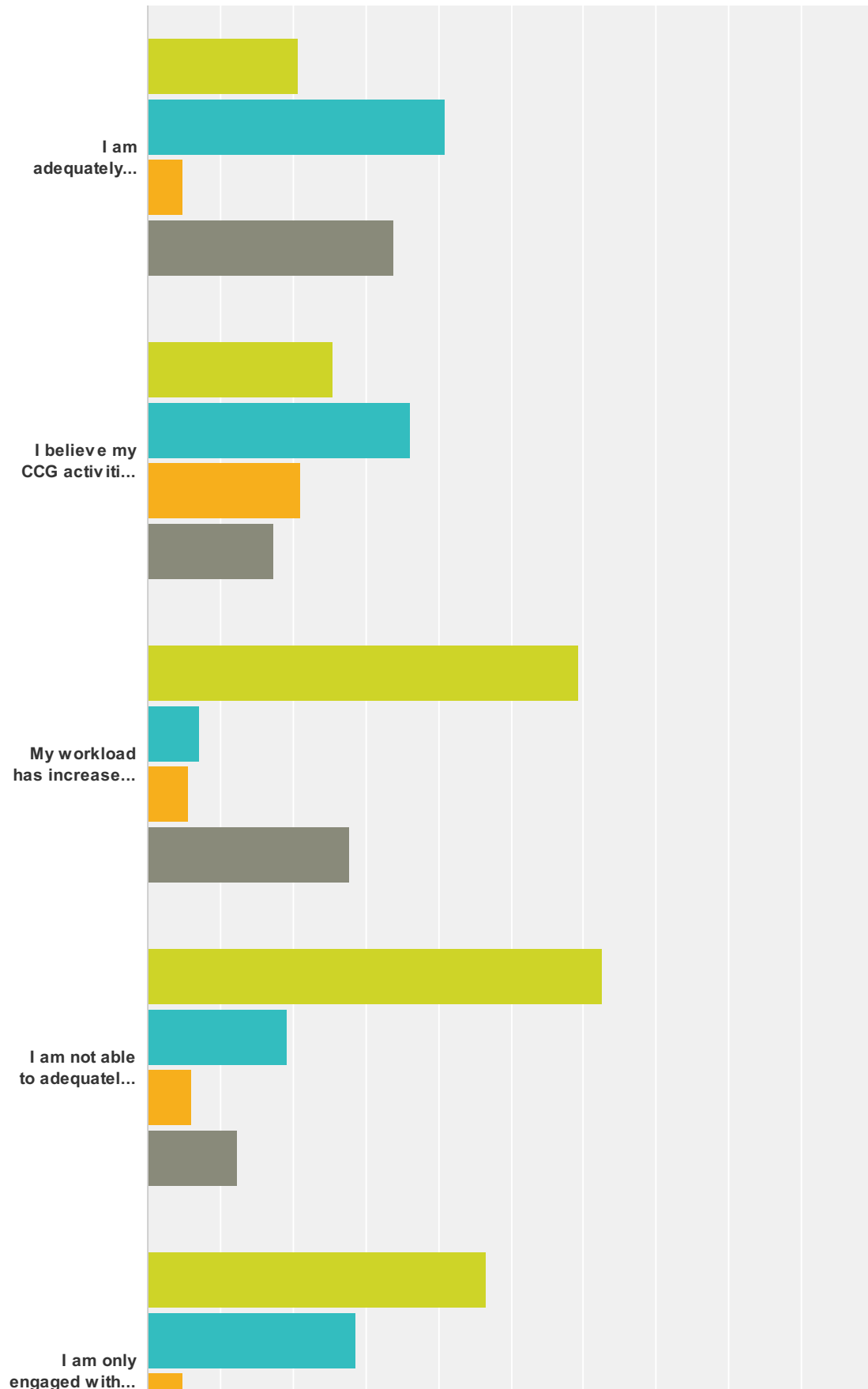
Answered: 1,270 Skipped: 123



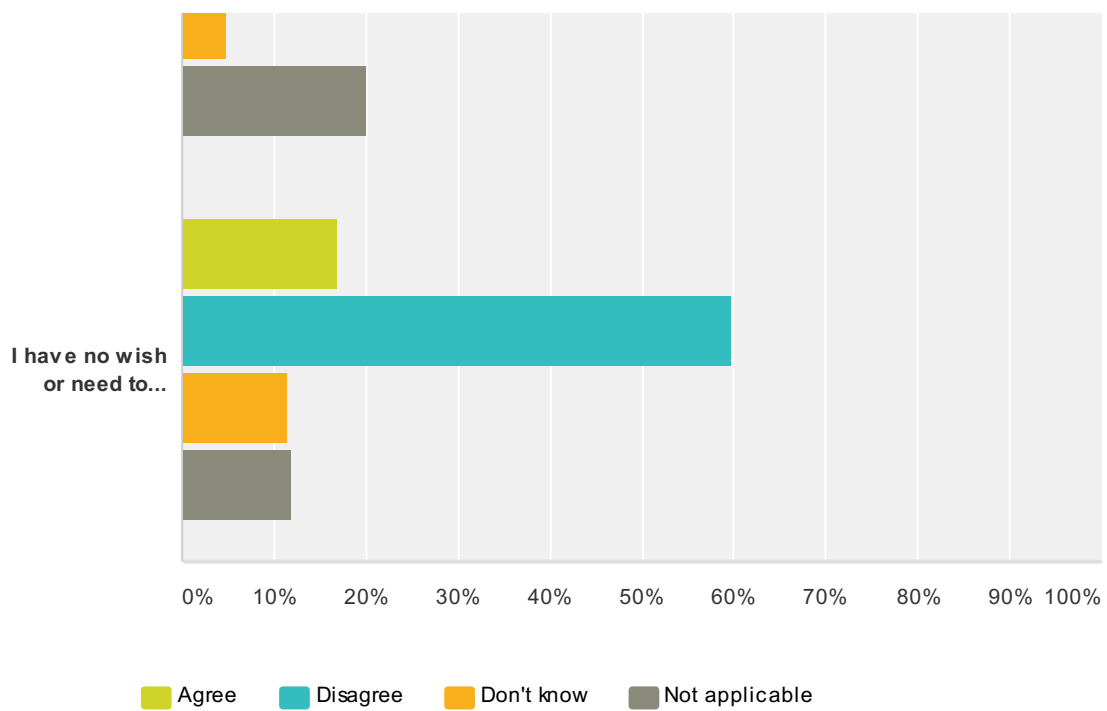
	Yes	Some of the time	No	I did not know this was possible	Total
you are able to challenge and democratically alter your CCG Board's decisions	12.36% 157	22.60% 287	44.02% 559	21.02% 267	1,270

## Q8 With which of the following statements would you agree?

Answered: 1,244 Skipped: 149



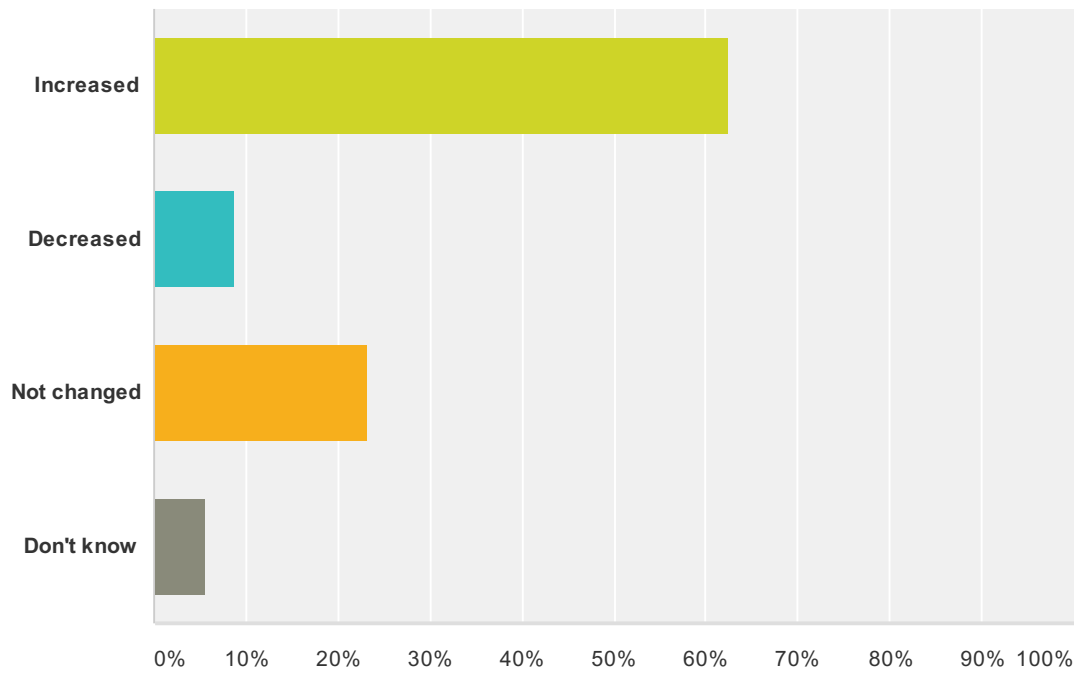
## CCGs One Year On



	Agree	Disagree	Don't know	Not applicable	Total
I am adequately resourced for my time in being involved with CCG activities	20.58% 255	40.84% 506	4.84% 60	33.74% 418	1,239
I believe my CCG activities are improving the care being offered to my patients	25.48% 316	36.05% 447	21.05% 261	17.42% 216	1,240
My workload has increased as a result of my engagement with my CCG	59.39% 734	7.20% 89	5.66% 70	27.75% 343	1,236
I am not able to adequately engage because my workload is too great	62.55% 775	19.13% 237	6.05% 75	12.27% 152	1,239
I am only engaged with my CCG because I feel I have to be, e.g. because of the CCG constitution, or because of a local incentive scheme	46.60% 575	28.61% 353	4.70% 58	20.10% 248	1,234
I have no wish or need to engage with my CCG	16.95% 207	59.62% 728	11.47% 140	11.96% 146	1,221

### Q9 The time spent engaging with your CCG in comparison to your former PCT has:

Answered: 1,244 Skipped: 149

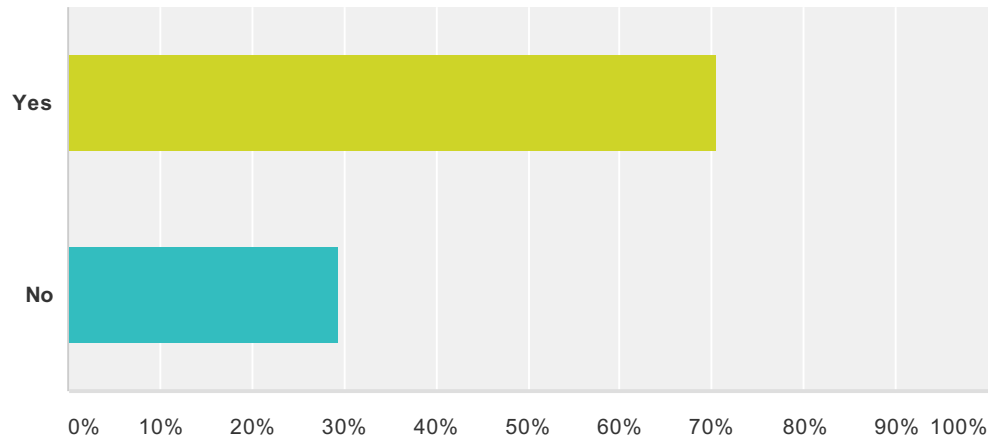


Answer Choices	Responses	
Increased	62.46%	777
Decreased	8.68%	108
Not changed	23.23%	289
Don't know	5.63%	70
Total		1,244



**Q10 NHS England expects CCGs to provide additional funding to practices, at around £5 per patient, to commission additional services to improve quality of care for older people. Were you were aware of this?**

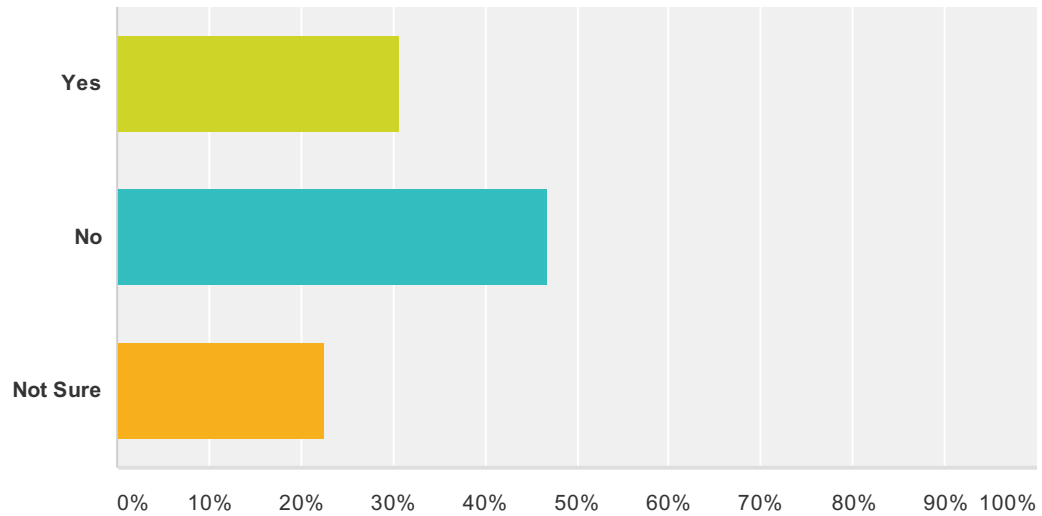
Answered: 1,241 Skipped: 152



Answer Choices	Responses	
Yes	70.51%	875
No	29.49%	366
Total		1,241

## Q11 Has your CCG invited you to propose plans to use this resource?

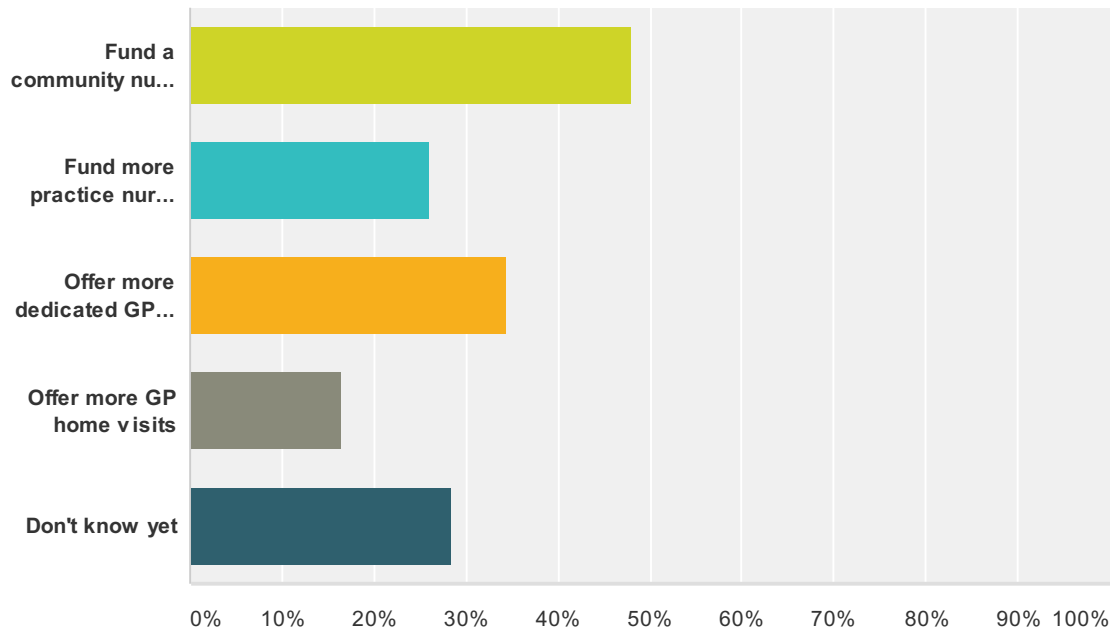
Answered: 872 Skipped: 521



Answer Choices	Responses	
Yes	30.62%	267
No	46.79%	408
Not Sure	22.59%	197
Total		872

**Q12 If you were offered this additional £5 per patient funding, what plans would you propose to the CCG? (tick all that apply)**

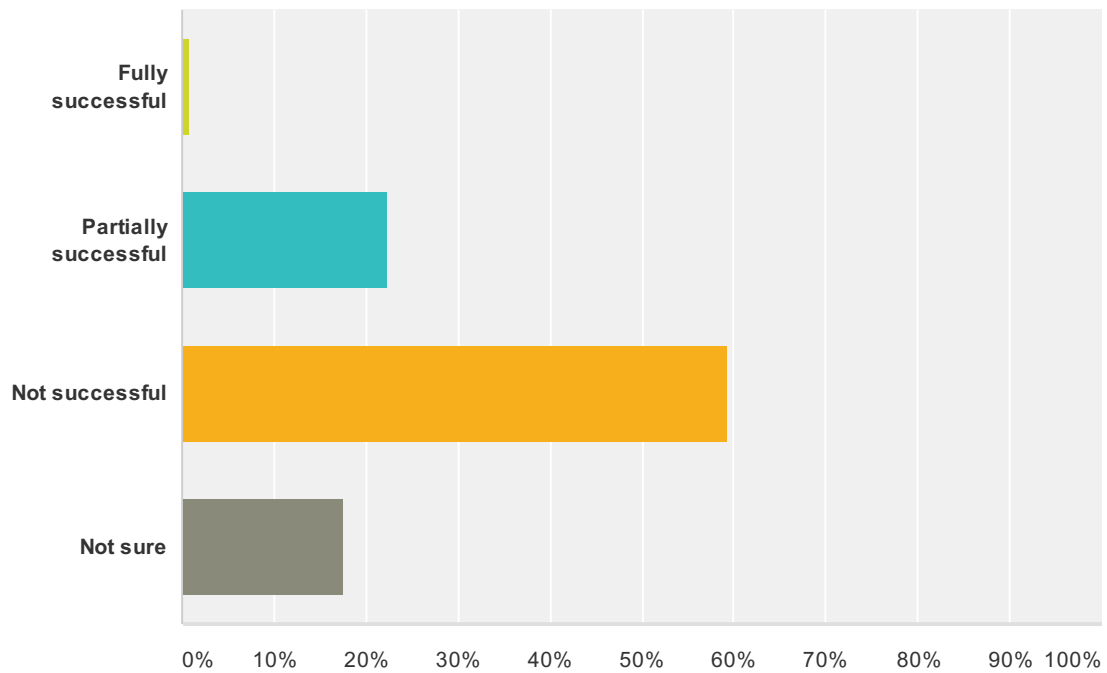
Answered: 1,232 Skipped: 161



Answer Choices	Responses
Fund a community nurse to provide more responsive care for the needs of targeted vulnerable, frail patients	47.97% 591
Fund more practice nurse time	26.14% 322
Offer more dedicated GP appointments	34.50% 425
Offer more GP home visits	16.40% 202
Don't know yet	28.41% 350
Total Respondents: 1,232	

### Q13 How successful has your CCG been in moving resources to match the transfer of services from secondary to primary care?

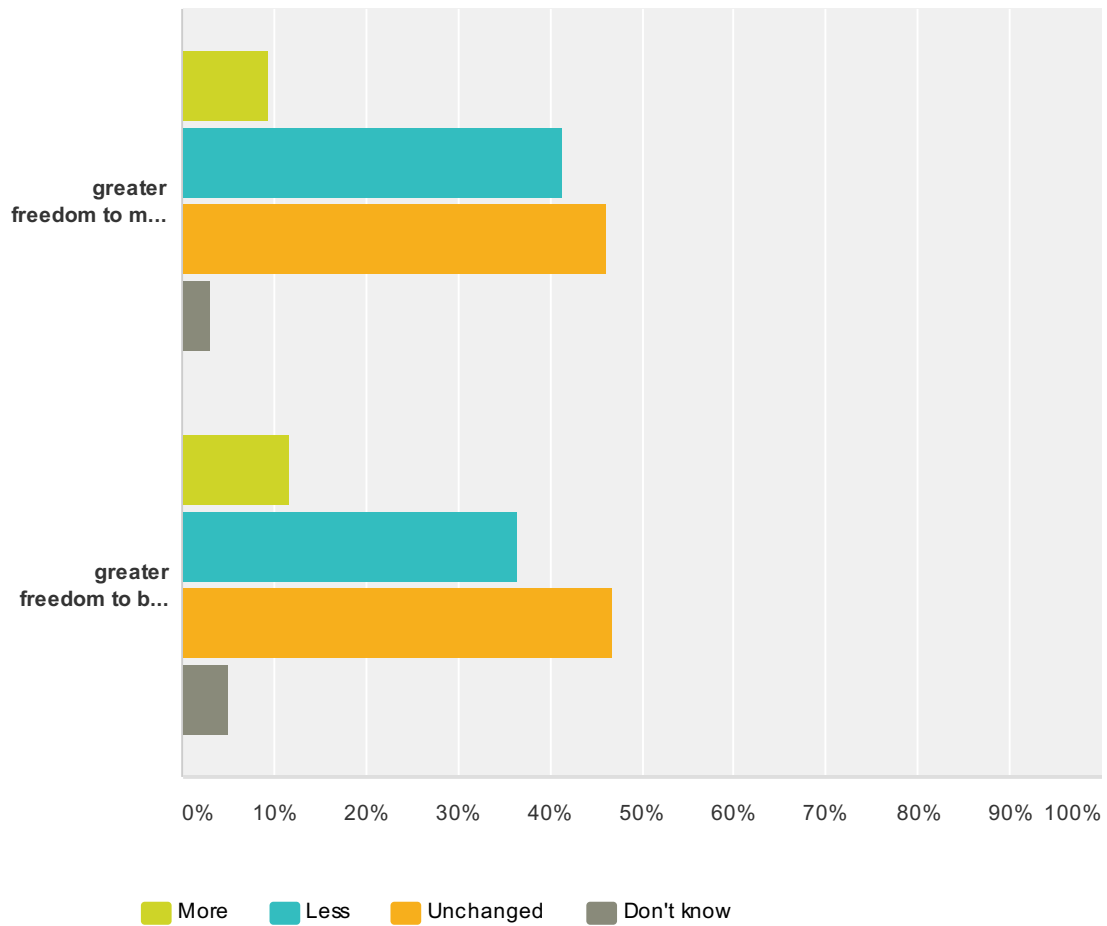
Answered: 1,230 Skipped: 163



Answer Choices	Responses	
Fully successful	0.89%	11
Partially successful	22.36%	275
Not successful	59.27%	729
Not sure	17.48%	215
Total		1,230

## Q14 Compared to previous PCT arrangements, do you now feel you have:

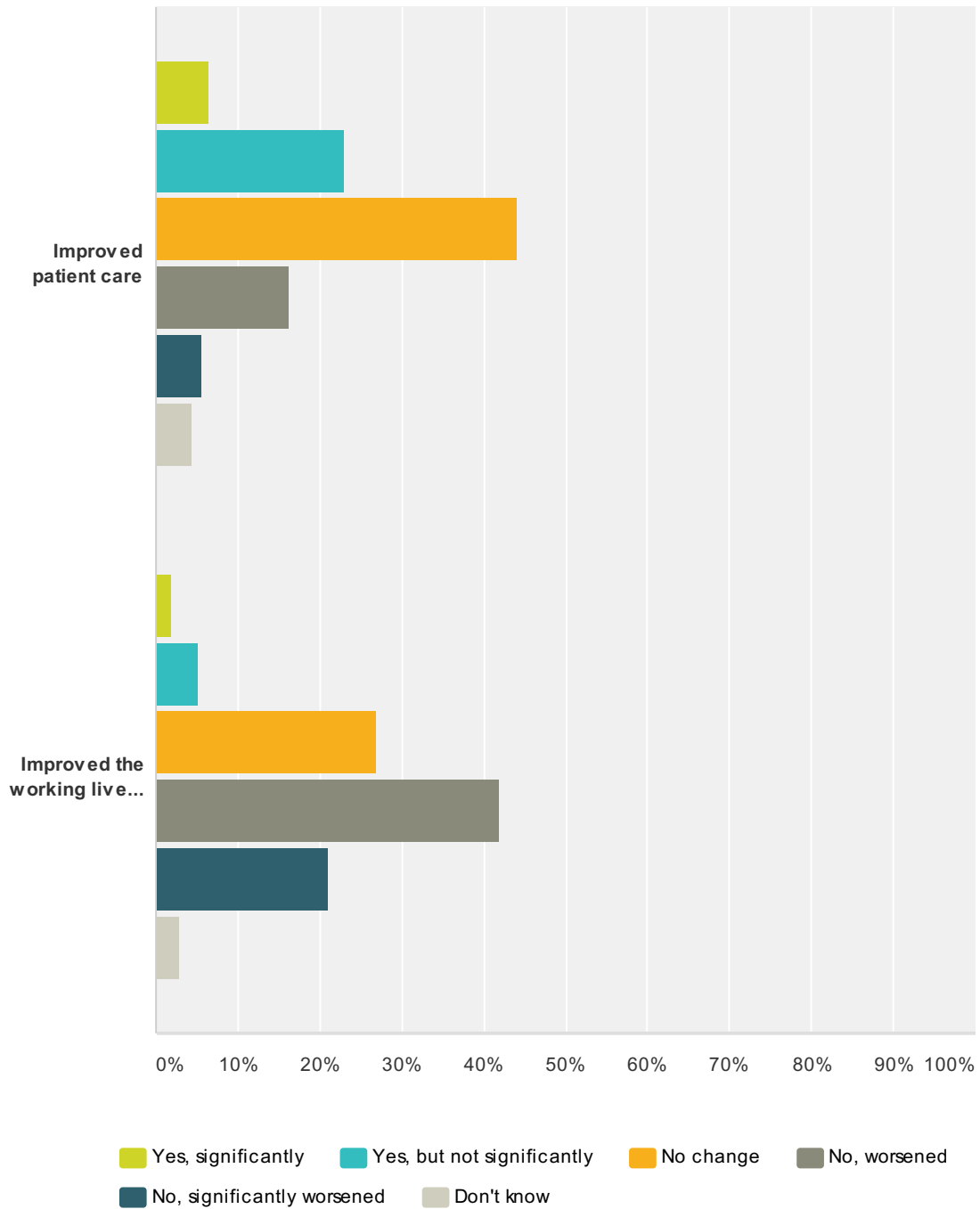
Answered: 1,227 Skipped: 166



	More	Less	Unchanged	Don't know	Total
greater freedom to make clinical decisions for your patients	9.48% 116	41.26% 505	46.08% 564	3.19% 39	1,224
greater freedom to be a patient advocate	11.73% 143	36.59% 446	46.68% 569	5.00% 61	1,219

## Q15 Compared to previous PCT arrangements, do you feel overall that CCGs have:

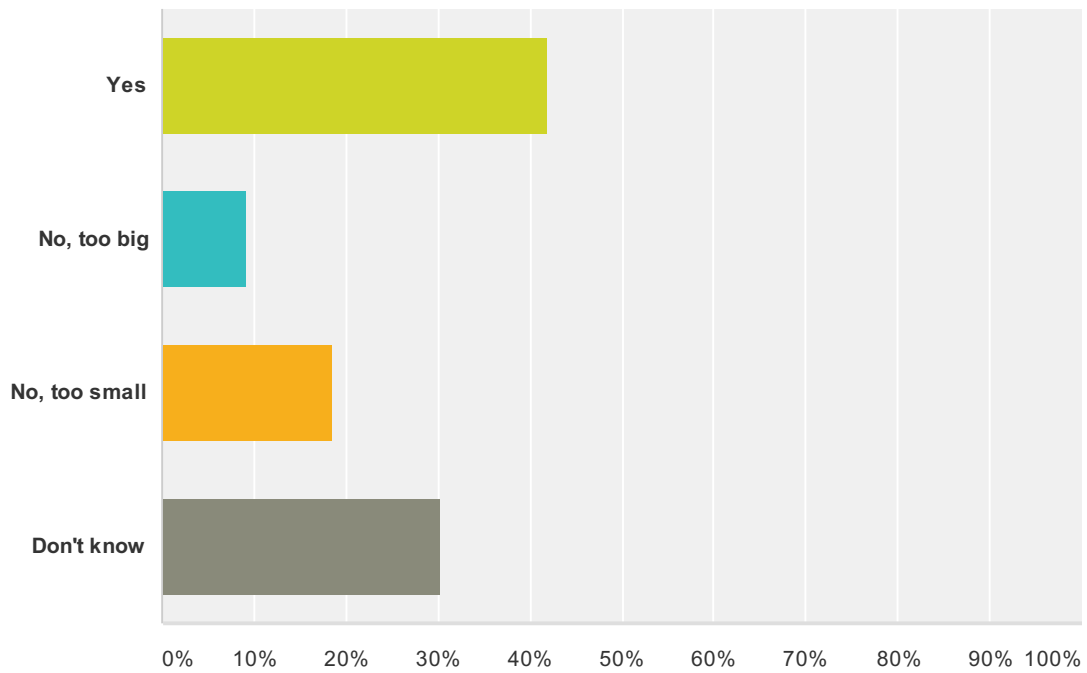
Answered: 1,227 Skipped: 166



	Yes, significantly	Yes, but not significantly	No change	No, worsened	No, significantly worsened	Don't know	Total
Improved patient care	6.55% 80	23.00% 281	44.11% 539	16.28% 199	5.73% 70	4.34% 53	1,222
Improved the working lives of GPs	1.80% 22	5.25% 64	26.99% 329	41.92% 511	21.16% 258	2.87% 35	1,219

## Q16 Do you believe that your CCG is the right size to be an effective organisation?

Answered: 1,227 Skipped: 166



Answer Choices	Responses	
Yes	41.97%	515
No, too big	9.13%	112
No, too small	18.58%	228
Don't know	30.32%	372
<b>Total</b>		<b>1,227</b>

**Q17 We will shortly be running a workshop around GP commissioning and CCG experiences. If you have any particularly good or bad examples of local initiatives that you would be willing to share please let us have your email address and we will get in touch with you to discuss this further.**

Answered: 72   Skipped: 1,321